


A synergy between acoustics and aesthetics at the Odeon Cinema (Switzerland)!

For years, the company Plafond Concept-Lezzi Sàrl has had the utmost confidence in Clipso products, promoting them in various installations with a great deal of success and satisfaction.

Our aim for the Odeon Cinema is to reconcile modern technology and materials while recreating the cosy atmosphere of cinemas at the beginning of the last century. **The fundamental requirements for this 450 m² project were as follows:** 1 - Ensure that its doors opened on the set date. The Clipso system guaranteed a **quick installation and we were able to respect this time constraint of around 10 days.** 2- Offer **quality coverings of an impeccable colour finish, while guaranteeing high acoustic performance.** The Clipso 705 A black covering responded perfectly to these various requirements.

The visual and technical results were completely successful. The acoustic performance is excellent, much to the satisfaction of the management and the audience.

For more information, visit: www.plafondconcept.ch



Photos : C Jenny Fazan

Clipso and Télia are making the Montpellier Arena sparkle (France)!

Behind this original project is the firm A+ Architecture, who chose to put its trust in Clipso products and the company Télia, one of the region's long standing fitters, to build the Montpellier Arena's "Giant Bubble".



This bubble, at the main entrance of the building, is impressive in both its size and originality. Sitting on the threshold of the building, **this enormous bubble, 12.54 m in diameter, 4.84 m high and in the form of a French-style macaroon, arouses the curiosity of all their visitors.**

The wide-width printed Clipso covering used here displays every one of its many qualities: **adaptation to large areas and to a specific geometry or shape, a quick installation, a remarkable visual result and an impeccable finish.**

In all, the installation of a rain barrier, the profiles and insulation as well as the Clipso coverings lasted a total of 10 days. What an achievement! The expertise and technical mastery of Télia, who carried out high-quality work in the very

short time allocated, largely contributed to the end result.

This "delicacy", welcoming visitors at the entrance of the building, made a great impression at its official inauguration in September 2010.

For more information, visit: www.teliadesign.com



www.clipso.com

Interview with Mr Roger Bouron and Mr Jean-Philippe Joostens, the creators of the new Habitat concept at Cuisines Schmidt.

On Monday 18 October 2010, upon my arrival on the site of the company Croix aux mines (France) within the SALM group (Société Alsacienne de Meubles), I was warmly welcomed by architect Mr Bouron, managing director Mr Schwab, and product manager Mr Joostens. With great enthusiasm, Mr Bouron took me on a guided tour of the different spaces within Cuisines Schmidt and Cuisinella, and lastly that of the Habitat, a project of which they are proud. Behind the scenes of the Habitat space, I took advantage of Mr Roger Bouron's rare presence that day to give him an interview. My thanks go to Mr Schwab, Mr Joostens and Mr Bouron for their time and their kind welcome.



KN: Could you tell me a bit about the SALM group?

RB: The SALM group in figures:
the nr. 1 French kitchen manufacturer
1959 - company founded
1250 employees worldwide
4 manufacturing plants
2 brands (Cuisinella and Cuisines Schmidt)
303 million Euros in 2009
640 stores worldwide
90,000 kitchens made each year
10 % rise in turnover each year

KN: What is your role within the SALM

group? RB: As the consultant architect for the service provided by Cuisines Schmidt for over 20 years, I am in charge of design for the Habitat project. I also carry out commercial and technical training in stores.

KN: How did the Habitat concept start out for the retailers of Schmidt kitchens? RB: This concept came into being two years ago following a meeting I had with a Cuisines Schmidt retailer. The Habitat concept consisted of decorating an apartment which involved putting our products in their real-life situations. As it stands, our 5 test retailers are delighted to have installed the Habitat concept in their stores.

KN: How did you first discover Clipso? RB: Completely by chance – I found a flyer on the counter of a petrol station. I instantly fell in love with Clipso coverings. And so in 2009 our first project with Clipso made its debut in Blois, then a second in


Perpignan, a third in Limoges, and so on...

KN: What are your plans for the future? RB: My main aim is to develop the Habitat concept to reach as many stores as possible. I have every faith in the success of this project.

KN: Are you satisfied with our coverings? RB: Your coverings met my expectations: they are suitable for use in all rooms, the printed decor comes in large format, and coordinates with our existing interior decoration. As a result, the coverings contribute to the improvement and promotion of our Habitat concept. I have noticed that our visitors are amazed by Clipso printed coverings.

KN: Do you have any advice for other consultants, particularly architects, designers or decorators? RB: I'm convinced that your products will interest many in these professions, as they are innovative, decorative and customisable.

Interview by Kim Nguyen, head of the communication and marketing service of Clipso Productions.





Create Clipso suspended ceilings quickly and easily!

In spaces with very high ceilings, or to conceal pipework, for example, Clipso suspended ceilings are the ideal solution to quickly and easily create reproduction ceilings. They are made up of a self-supporting structure mounted using plain or printed coverings and aluminium profiles: P-CEP18, P-CDA25, P-CAC140, P-CPA67 and P-CRA68.

A Clipso suspended ceiling may be up to 5 m wide and attached with hooks or suspended thanks to our various suspension systems. The profiles have been specially

developed for use with self-supporting ceilings, ceiling tiles and ceiling islands.

Each space has its own technical and aesthetic constraints. Our asset is to help you to design an acoustic and aesthetic architecture. For this, Clipso offers millions of images for you to use when customising your ceilings. Clipso suspended ceilings allow for the integration of lighting, in the form of spotlights, optic fibres, LEDs, etc., and when used with insulation, they can also optimise the acoustics in order to improve the comfort and privacy of public and residential spaces.



The two new profiles in ABS: P-CI12 and P-CC1P

P-CI12




P-CC1P



Recently developed by the Clipso Research and Development lab, the profiles P-CI12 and P-CC1P complete our range of ABS profiles.

This material is becoming ever more valued thanks to its advantageous characteristics: non-toxicity, chlorine-free, lightness, excellent abrasion and shock resistance, good thermal resistance between -40°C and +70°C.

Clipso in the press...



The dynamism and products of the Clipso group have evoked the interest of the press, both in France and abroad, for example: S'installer Magazine (November), Economie en Sud Alsace (October), Journal des entreprises (October), Fabric Architecture (November), Fabric graphics (September).

This press coverage is downloadable from our website at www.clipso.com.

New communication tools for the Clipso network

In order to help you gather new clients and promote Clipso products, the marketing service is giving you a sneak preview of our new communication tools:



Clipso Hotel & Restaurant Brochure (ref. C-DocHotel): an indispensable promotion tool to target all hotel and catering establishments in your region.



Clipso Sound Brochure (ref. C-DocSound): this technical and commercial documentation explains the basics of acoustics and demonstrates the efficiency of Clipso acoustic coverings.



Clipso reply slip (ref. C-PubCoupon): this marketing advertisement is in the form of a reply slip. It contains attractive photos and effective texts.

Our communication tools will soon be available in different languages (French, English, German, Spanish, Italian and Russian). They can be sent to you on request, and are also available for download from our website at www.clipso.com.

The Clipso 2011 calendar: both practical and informative!

For the 2011 new year, Clipso would like to offer you a practical and informative article. Taking pride of place on your desk, the Clipso 2011 calendar will accompany you all year long. Our most beautiful projects have been selected with care to show you a wide range of possible applications of Clipso products.

Clipso calendars are available upon request. From now on, you can send us your best photos to feature in the Clipso 2012 calendar.



www.clipso.com